

Kitchen COLLECTION

2020/2021 Brochure





We specialise in quality kitchens bedrooms and bathrooms for less. All our furniture is easy to like, easy to buy and easy to fit and once you have one we know you will love it!

Our cabinets are of traditional 'glue and dowel' construction and are produced using the latest computer controlled machinery throughout the manufacturing process. We are so confident in our product, that it comes with a reassuring 10 year guarantee on all of our cabinets.

Please see a summary of our guarantee of individual items listed below.

10 years – Cabinet, drawer boxes, door hinge & drawer runners

5 years – Doors, drawer fronts, internal storage solutions and handles

1 year – Other accessories



Contents

Profile kitchens

| | |
|--|----|
| Profile Natural Walnut Slab & Profile Dust Grey Slab | 8 |
| Profile Grey Bardolino Slab & Profile Cashmere Slab | 9 |
| Profile Light Grey Gloss Slab & Profile Anthracite Gloss Slab | 10 |
| Profile White Gloss Slab & Profile Milano Concrete Slab | 12 |
| Profile White Matt Slab, Denim Blue Matt Slab & Smoke Blue Matt Slab | 14 |
| Profile Cashmere Matt Slab & Profile Milano Oxide Slab | 16 |
| Profile Jupiter Slab & Profile Fjord Green Matt Slab | 18 |
| Select your Profile door finish | 20 |

Slab kitchens

| | |
|---|----|
| Oak Dark Slab & Cashmere Slab | 22 |
| Cashmere Slab & Labrador Green Slab | 23 |
| White Slab & Natural Walnut Slab | 24 |
| Cashmere Slab | 26 |
| White Slab | 27 |
| Cashmere Matt Slab | 28 |
| White Matt Slab | 30 |
| Dust Grey Matt Slab | 32 |
| Dust Grey Gloss Slab | 33 |
| Light Grey Gloss Slab | 34 |
| Dust Grey Soft Matt Slab | 36 |
| Porcelain Soft Matt Slab | 38 |
| Milano Concrete Slab & Milano Oxide Slab | 40 |
| Fjord Green Matt Slab & Jupiter Slab | 42 |
| Denim Blue Matt Slab & Smoke Blue Matt Slab | 44 |

Shaker kitchens

| | |
|--|----|
| Light Grey Plain Shaker & Dust Grey Plain Shaker | 46 |
| White Slim Shaker & Labrador Green Slim Shaker | 48 |
| Shaker Woodgrain Cashmere | 50 |
| Shaker Woodgrain Light Grey | 52 |
| Shaker Bevelled Smooth Light Grey | 54 |
| Shaker Bevelled Smooth Indigo Blue | 56 |
| Shaker Bevelled Woodgrain Indigo Blue | 58 |
| Shaker Bevelled Woodgrain Light Grey & Dust Grey | 59 |
| Shaker Bevelled Woodgrain Light Grey | 60 |
| Painted Matt Shaker White | 62 |
| Painted Matt Shaker Anthracite | 63 |
| Painted Matt Shaker Light Grey | 64 |
| Beaded Shaker Painted Light Grey & Beaded Shaker Painted Dust Grey | 66 |
| Painted Mussel Shaker & Painted Sage Green Shaker | 68 |
| Painted Pebble Grey Shaker & Solid Light Oak Shaker | 70 |
| Painted Ivory Shaker | 71 |
| Painted Pebble Grey Slim Shaker & Painted Marine Slim Shaker | 72 |
| Painted Dust Grey Slim Shaker & Painted Porcelain Slim Shaker | 74 |

Handleless kitchens

| | |
|--|-----|
| Handleless Light Grey Matt | 76 |
| Handleless Light Grey Gloss & Handleless Dust Grey Gloss | 78 |
| Handleless Dust Grey Matt & Handleless Light Grey Matt | 79 |
| Handleless Indigo Blue Matt | 80 |
| Handleless Anthracite Gloss | 82 |
| Handleless White Gloss | 83 |
| Co-ordinated worktops | 84 |
| Lighting solutions | 86 |
| Midway storage solutions | 88 |
| Clever storage | 90 |
| Select your door finish | 92 |
| Choose your cabinet & worktop finish | 95 |
| Choose your handle | 96 |
| Essential planning information & measuring your space | 98 |
| Design points to consider & cabinet features | 100 |

There are many reasons to choose one of our kitchens.

Our kitchens are simple to buy and easy to fit. Take a closer look and you'll find many more reasons to choose a kitchen from us over any other.

...here are just a few of them.

1 22 cabinet finishes
We have 22 cabinet finishes that match or complement the majority of our door finishes. They look as good on the inside as they do on the outside, which is the sign of a quality manufacturer and they minimise costly finishing panels.

2 Glue & dowel construction
A rigid cabinet is a must in a top quality kitchen. Our cabinets are made using glue and dowel construction and each one is made to order meaning only the holes that are required are drilled.

3 Internal Accessories
We use the highest quality internal accessories from Kesseböhmer. These include corner Cantilever and Pull-Out access solutions, along with Base, Wall and Tall pull-outs for easy accessible storage.

4 High quality drawers
We offer a choice of drawers in either steel or wood. Both with soft closing full extension runners with capacity to hold up to 30kg.

5 Unit availability
We offer one of the widest range of unit widths in the market, ensuring maximum storage utilisation and therefore avoiding the need for unnecessary filler panels.

6 Range of lighting
We offer a wide range of lighting from mood, task and convenience to add that finishing touch to your kitchen.

7 Complementary worktops
We offer 20mm and 38mm complementary worktops through our UrbanTop range. Avoid the problem of having to choose a different worktop, end panel and backsplash etc. Co-ordinate a stylish look by choosing one finish and contrasting it with your chosen door.

8 All cabinets are made to order & hand built in the UK.

To help you choose, please use our simple style guide.



Profile Pages 6 to 20

A Profile kitchen creates a true handleless look by using a profile rail to allow easy door opening. The profile rail is available in nine complementary finishes.



Slab Pages 22 to 45

Slab kitchens are perfect for those seeking a minimalist feel. These doors can be used with an extensive range of attractive handles allowing you to create an individual look.

Please see our extensive range of handles on pages 96 and 97.



Shaker Pages 46 to 75

The Shaker kitchen design is a true classic suitable for a broad range of homes. There is a wide range of choice from traditional through to modern shaker style kitchens.

Please see our extensive range of handles on pages 96 and 97.



Handleless Pages 76 to 83

Handleless kitchen doors are perfect for the stylish modern kitchen with an integrated 'J' pull grip to create a visually handleless look and feel.

Profile Kitchens

A true handleless Kitchen

Over the next few pages you will see our collection of Profile kitchens that create a truly handleless look using a profile available in 9 complementary finishes.

Pages 8 to 19.

Choice of profile finishes




Aluminium Brushed




White Matt Painted



Black Brushed



Dust Grey Painted



Graphite Painted



Grey Brushed



Bronze Brushed



Brass Brushed



Copper Brushed





Profile

in Profile Natural Walnut Slab &
Profile Dust Grey Slab
Matt MFC Slab & Matt Foil Slab

A cool European feel can be created by combining a woodgrain slab door with a contrasting plain colour, achieving impressive design and style.

Shown with:

Dust Grey Painted Profile Handleless Trim
Two Drawer Base Units
Tall Oven Housing & Larder Units (2115 High)
Hi-Line Island Base Units with Hi-Line Feature End Panel
Matching Plinth

All Profile door finishes are shown on page 20

The profile rail is available in a choice of 9 contemporary finishes

Profile Grey Bardolino Slab & Profile Cashmere Slab

Matt MFC Slab & Matt Foil Slab

Shown with Dust Grey Painted Profile Handleless Trim



Profile

in Profile Light Grey Gloss Slab &
Profile Anthracite Gloss Slab
Painted Gloss Slab

Complement the gloss slab doors with an aluminium profile trim to create a sleek stylish look. The use of anthracite gloss doors creates a dramatic focal point at the heart of the kitchen.

Shown with:

Aluminium Brushed Profile Handleless Trim
Hi-Line and Two Drawer Base Unit
Wall Units (720 High)
Tall Oven Housing & Larder Units (2115 High)
Hi-Line Base Units with Hi-Line Feature End Panels
Matching Plinth

All Profile door finishes are shown on page 20

The profile rail is available in a choice of 9 contemporary finishes





Profile

in Profile White Gloss Slab &
Profile Milano Concrete Slab
Painted Gloss Slab & Designer Matt MFC Slab

The concrete finish island used with the ever popular gloss white door, presents an exciting combination of textures. The whole effect is enhanced by the addition of a copper profile trim creating a contemporary striking design.

Shown with:
Copper Brushed Profile Handleless Trim
Two Drawer Base Units with Drawerline Feature End Panels
Tall Oven Housing & Larder Units (2115 High)
Hi-Line Base Units with Hi-Line Feature End Panels
Matching Plinth

All Profile door finishes are shown on page 20

The profile rail is available in a choice of 9 contemporary finishes

Profile

in Profile White Matt Slab, Denim Blue
Matt Slab & Smoke Blue Matt Slab
Painted Matt Slab & Designer Matt MFC Slab

There's no need to stick to one colour in the kitchen, a combination of different shades and textures can create an individual look and feel in your home, as shown in this image.

Shown with:
Aluminium Brushed Profile Handleless Trim
Two Drawer Base Units with Drawerline Feature End Panels
Tall Oven Housing & Larder Units (2115 High)
Hi-Line Island Base Units with Hi-Line Feature End Panels
Matching Plinth

All Profile door finishes are shown on page 20

The profile rail is available in a choice of 9 contemporary finishes





Profile

in Profile Cashmere Matt Slab &
Profile Milano Oxide Slab
Painted Matt Slab & Designer Matt MFC Slab

Enhance the designer look of the Milano Oxide door by combing it with a graphite painted profile trim to create an urban vibe, shown here with a contrasting cashmere matt door.

Shown with:

Graphite Painted Profile Handleless Trim
Two Drawer Base Units with Drawerline Feature End Panels
Tall Oven Housing & Larder Units (2115 High)
Hi-Line Island Base Units with Hi-Line Feature End Panels
Matching Plinth

All Profile door finishes are shown on page 20

The profile rail is available in a choice of 9 contemporary finishes

Profile

in Profile Jupiter Slab &
Profile Fjord Green Matt Slab
Designer Matt MFC Slab

Combine a solid matt door and a textured slab door with a black brushed profile trim to create a sophisticated look and feel.

Shown with:

Black Brushed Profile Handleless Trim
Two & Three Drawer Base Units
Tall Oven Housing & Larder Units (2115 High)
Hi-Line Island Base Units with Hi-Line Feature End Panels
Matching Plinth
Bronze Glazed Wall Units with Brown Frame
Reference [CG](#) see page 93

All Profile door finishes are shown on page 20

The profile rail is available in a choice of 9 contemporary finishes



Select your Profile door finish

Choosing your door style and finish is important. Colour match to your desired kitchen finish or choose a contrast to suit your personality.

GLAZED CONTEMPORARY GLASS


with the following symbol have a glazed door option.



Profile PRICE GROUP 1 Matt MFC Slab



Profile PRICE GROUP 1 Matt Foil Slab




Profile PRICE GROUP 2 Painted Matt Slab




Profile PRICE GROUP 2 Painted Gloss Slab



Profile PRICE GROUP 2 Soft Matt Slab (Laminate Foil)



Profile PRICE GROUP 3 Designer Matt MFC Slab



Slab, Shaker & Handleless Kitchens

Over these pages we want to show some of our favourite kitchens that have either a handle fitted or an incorporated 'J' pull handle to give a handleless look.

You can find our collection of handles on pages 96 & 97



Slab

in Oak Dark Slab & Cashmere Slab
 Matt MFC Slab & Matt Foil Slab

This kitchen presents a stylish modern design with matching doors, worktop and backsplash, contrasted with Cashmere wall units.

Shown with:

URBANTOP Oak Dark Worktop
 Matching Backsplash

Cabinet & Plinth in matching Oak Dark
 to match the worktop

Tall Oven Housing & Larder Units (2115 High)
 Open Display Wall Unit shown as End Unit
 Matching Plinth
 Brushed Steel Slimline Handle Set
 (TH1001, TH1002, TH1003)

Cashmere Slab & Labrador Green Slab

Matt Foil Slab

Shown with Stainless Steel 'D' Scalloped Handle Set (TH303 & TH304)



Slab

in White Slab & Natural Walnut Slab
Matt Foil Slab & Matt MFC Slab

This stylish contemporary kitchen has been created by combining matt slab doors with matching woodgrain doors and worktops.

Shown with:

URBANTOP Natural Walnut Worktop
Matching Upstand & 'Coal Post' End Panel

Cabinet in matching Natural Walnut
to match the worktop

Mid Height Oven Housing & Larder Units (1400 High)
Splayed Diagonal Wall Units
Stainless Steel 'D' Scalloped Handle Set (TH303, TH304)





Slab

in Cashmere Slab
Matt Foil Slab

This kitchen has been created by matching the woodgrain cabinets, worktops and backsplash with a contrasting Cashmere matt door, achieving a simple co-ordinated design which is guaranteed to impress.

Shown with:

URBANTOP Springfield Light Oak Worktop Matching Upstand, Backsplash, Shelving & Breakfast Bar End Panels

Cabinet & Plinth in matching Springfield Light Oak to match the worktop

Brushed Aluminium Wrap Over Handle Set (TH326, TH327, TH328)

Wrap Over Handles are available in Aluminium Brushed, Chrome, Graphite, Bronze, Copper & Black.

White Slab

Matt Foil Slab

Shown with Brushed Steel Block Bar Handle Set (TH351 & TH354)



Slab

in Cashmere Matt Slab
Painted Matt Slab

A distinctive kitchen in a matt painted finish that allows anyone to personalise their kitchen and make it their own.

Shown with:

Two Drawer Base Units
Tall Oven Housing & Larder Units (2115 High) clad in
18mm matching panelling
Matching Plinth & Panelling
Satin Nickel Bow Handle Set (TH307)





Slab

in White Matt Slab
Painted Matt Slab

A matt painted finish featuring contemporary glazed units. Matching backsplash and worktop complement the look.

Shown with:

U URBANTOP Oak Dark Worktops
Backsplash & Breakfast Bar

Breakfast Bar Island with Hi-Line Base Units
Mid Height Oven Housing & Larder Units (1590 High)
Midway Storage Solution
Matching Plinth & Panelling
Chrome 9mm Square Bar Handle (TH1128)
Clear Glazed Wall Units with Silver Frame
Reference **CG** see page 93



Slab

in Dust Grey Matt Slab
Painted Matt Slab

These sleek and contemporary kitchens finished in matt or gloss painted Dust Grey create the perfect modern look.

Shown with:

Short Wall Units (290 High) clad in 18mm matching panelling

Mid Height Oven Housings & Larder Units (1590 High)
Matching Plinth & Panelling
Brushed Steel Block Bar Handle Set (TH351 & TH354)

Dust Grey Gloss Slab

Painted Gloss Slab

Shown with Brushed Steel Block Bar Handle Set (TH351 & TH354)



Slab

in Light Grey Gloss Slab
Painted Gloss Slab

These painted gloss doors create a contemporary look with clean lines that are fresh in design and provide a perfect canvas for a feature handle of your choice.

Shown with:
Vertical Bi-Fold Wall Units (720 High)
Hi-Line Base Units
Feature Island with Two Drawer Base Units
& Breakfast Bar
Matching Plinth
Chrome 9mm Square Bar Handle (TH1128)





Slab

in Dust Grey Soft Matt Slab
Soft Matt Slab (Laminate Foil)

This soft matt door in a robust and easy to care for finish creates a smooth clean design giving this kitchen a contemporary feel.

Shown with:

URBANTOP Springfield Light Oak Worktops, Breakfast Bar & Shelving

Hi-Line & Three Drawer Base Units
Wall Units (575 high) clad in 18mm matching panelling
Matching Plinth & Panelling
Grey 9mm Square Bar Handle (TH1126)

Slab

in Porcelain Soft Matt Slab
Soft Matt Slab (Laminate Foil)

Create an impressive contemporary kitchen by combining a light Porcelain effect door with contrasting Burnt Bronze worktops, backsplash and panelling to achieve a striking co-ordinated look.

Shown with:

URBANTOP Burnt Bronze Worktop
Matching Upstand, Backsplash, Shelving & End Panels

Wall Units (720 High) clad in 19mm matching
Burnt Bronze panelling

Three Drawer Base Units
Matching Plinth
Graphite Angular 'D' Handle Set (TH1157 & TH1158)



Home office workspace in matching front and worktop.





Slab

in Milano Concrete Slab & Milano Oxide Slab
Designer Matt MFC Slab

The slab door in these two Milano finishes creates a modern urban feel in any kitchen. Perfect for the contemporary home.

Shown with:

Two Drawer Base Units
Vertical Bi-Fold Wall Units (720 High)
Tall Larder Units
Matching Plinth & Panelling
Bronze Wrap Over Handle Set (TH-1094, TH-1095, TH-1096)

Wrap Over Handles are available in Aluminium
Brushed, Chrome, Graphite, Bronze, Copper & Black.



Slab

in Fjord Green Matt Slab & Jupiter Slab
 Designer Matt MFC Slab

The combination of a solid matt slab door and a textured slab door creates a clean, complementary design. Making it ideal for the modern homemaker.

Shown with:

URBANTOP Oak Dark Worktops
 Matching 'Goal Post' End Panels, & Backsplash

Cabinet & Island Plinth in matching Oak Dark to match the worktop

Vertical Bi-Fold Wall Units (720 High)
 Tall Oven Housing & Larder Unit (2300 High)
 Matching Plinth & Panelling
 Brushed Copper 9mm Square Bar Handle (TH1063)

Jupiter Slab Feature Island

Designer Matt MFC Slab

Shown with worktop, side panel and plinth in contrasting Oak Dark



Slab

in Denim Blue Matt Slab &
Smoke Blue Matt Slab
Designer Matt MFC Slab

Using two subtle blue finishes creates a contemporary look which makes this kitchen the ideal sociable, living space.

Shown with:

Two Drawer Base Units
Hi-Line Base Units
Tall Oven Housing & Larder Units (2115 High)
Matching Plinth & Panelling
Black Wrap Over Handle Set (TH1078, TH1079, TH1080)

Wrap Over Handles are available in Aluminium Brushed, Chrome, Graphite, Bronze, Copper & Black.





Shaker

in Light Grey Plain Shaker
& Dust Grey Plain Shaker
Matt Foil Plain Shaker

This kitchen presents a modern twist on a traditional design mixing light and dust grey hues which provides a contemporary space.

Shaker door design

Wider frame (100mm)
Without feature joints
Matt foil plain texture

Shown with:

Feature Breakfront Built-under Oven Housing
Traditional Cornice & Light Pelmet
Contrasting Base & Wall Units
Open Plate Wall Unit with Oak Rack
Matching Plinth & Panelling
Chrome Knob & Shell Handle Set (TH1008 & TH1009)

Shaker

in White Slim Shaker &
Labrador Green Slim Shaker
Matt Foil Slim Shaker

Create a striking effect in any kitchen by mixing a bold colour with a complementary contrasting finish that truly shows character and flair.

Shaker door design

Slim frame (60mm)
Without feature joints
Matt foil plain texture

Shown with:

 URBANTOP Springfield Light Oak Worktop
Matching Backsplash & Upstand

Drawerline and Hi-Line Base Units
Modern Cornice & Light Pelmet
Matching Plinth & Panelling
Antique Bronze Knob & Shell Handle (TH1041, TH1040)





Shaker

in Shaker Woodgrain Cashmere
Five Piece Foil Woodgrain Shaker

This timeless shaker design in a classic finish with a wide frame in a woodgrain texture creates depth and character.

Shaker door design

Wide frame (120mm)
With feature joints
Woodgrain foil texture

Shown with:

Five Drawer Base Units with Radius Pilasters
Feature Mantle
Feature Island with Radius Pilasters
Traditional Cornice & Light Pelmet
Matching Plinth & Panelling
Antique Pewter Handle (TH138)
Glazed Dresser Units Reference [CL](#) see page 93

Shaker

in Shaker Woodgrain Light Grey
Five Piece Foil Woodgrain Shaker

An attractive shaker design in a woodgrain finish features matching worktop and backsplash, complemented with a feature breakfast bar to complete the look.

Shaker door design

Wide frame (120mm)
With feature joints
Woodgrain foil texture

Shown with:

URBANTOP Oak Dark Worktop
Matching 'Goal Post' End Panels,
Backsplash & Breakfast Bar

Cabinet & Island Plinth in matching Oak Dark
to match the worktop

Two Drawer Base Units
Mid Height Oven Housings (1590 High)
Matching Plinth
Brushed Steel Block Bar Handle Set (TH351 & TH354)
Bronze Glazed Wall Units with Brown Frame
Reference [GG](#) see page 93



Shaker


in Shaker Bevelled Smooth Light Grey
Five Piece Foil Bevelled Smooth Shaker

This timeless design finished in a smooth matt painted effect gives a traditional feel to this popular classic style. Shown here with a perfectly chosen wooden worktop.

Shaker door design

Slim frame (68mm)
With bevelled inner edge
With feature joints
Smooth foil finish

Shown with:

 URBANTOP Natural Oak Worktop
Matching feature shelving

Feature Island with Two Drawer Base Units (575 High)
Open Shelving in Natural Oak finish
Drawline Base Units
Matching Plinth & Panelling
Chrome Knob & Shell Handle Set (TH1008 & TH1009)



Living area in matching front and worktop.

Shaker

in Shaker Bevelled Smooth Indigo Blue
Five Piece Foil Bevelled Smooth Shaker

An attractive shaker door in a smooth matt painted effect, combined with a mock in-frame design creates a traditional classic look.

Shaker door design

Slim frame (68mm)
With bevelled inner edge
With feature joints
Smooth foil finish

Shown with:

Hi-Line Base Units
In-Frame look using universal moulding
Traditional Cornice
Matching Plinth & Panelling
Brushed Steel 9mm Square Bar Handle (TH1127)
Glazed Wall Units
Reference [CL](#) see page 93



Living area in matching front finish.





Shaker

in Shaker Bevelled
Woodgrain Indigo Blue
Five Piece Foil Bevelled Woodgrain Shaker

The bevelled edge frame on this woodgrain door creates an interesting design twist to the traditional shaker door. Available in eight attractive finishes.

Shaker door design

Wider frame (93mm)
With bevelled inner edge
With feature joints
Woodgrain foil finish

Shown with:

Feature Island with Hi-Line Base Units
Feature Mantle Shelf with Matching Shelf Corbels
Matching Plinth & Panelling
Antique Pewter Knob (TH350)

Shaker Bevelled Woodgrain
Light Grey & Dust Grey
Five Piece Foil Bevelled Woodgrain Shaker
Shown with Antique Pewter Knob (TH350)



Shaker

in Shaker Bevelled Woodgrain Light Grey
Five Piece Foil Bevelled Woodgrain Shaker

Glazed dresser units add an attractive focus to this stylish bevelled edged woodgrain shaker door design.

Shaker door design

Wider frame (93mm)
With bevelled inner edge
With feature joints
Woodgrain foil finish

Shown with:

Hi-Line Base Units
Three Drawer Base Units
Wall Units (575 High)
Traditional Cornice
Matching Plinth & Panelling
Antique Pewter Handle Set (TH138 & TH139)
Glazed Dresser Units Reference [CL](#) see page 93



Feature Island Open Display Unit with plant on matching door panels.



Shaker

in Painted Matt Shaker White
Painted Matt Shaker

This kitchen in an attractive shaker door without feature joints in a matt painted finish, provides a clean and timeless look.

Shaker door design

Wider frame (88mm)
Without feature joints
Smooth matt painted finish

Shown with:

Drawline Base Units
Feature Mantel
Feature Island with Curved End & Radius Pilasters
Modern Cornice & Light Pelmet
Antique Pewter Handle (TH138)

Painted Matt Shaker Anthracite

Painted Matt Shaker

Shown with Modern Chrome 'D' Handle (TH112)



Shaker

in Painted Matt Shaker Light Grey
Painted Matt Shaker

This matt painted shaker style kitchen with wider frames and no feature joints is ideal for creating a clean and modern living space.

Shaker door design

Wider frame (88mm)
Without feature joints
Smooth matt painted finish

Shown with:

Two Drawer Base Units
Curved Base & Wall Units
Tall Oven Housing & Larder Units (2115 High)
Feature Island with Square Pilaster
Modern Cornice & Light Pelmet
Brushed Steel Case Bridge Handle (TH137)





Shaker

in Beaded Shaker Painted Light Grey &
Beaded Shaker Painted Dust Grey
Beaded Shaker Solid Painted

This stunning traditional kitchen with solid beaded doors offers iconic features that create a truly distinctive kitchen design for your home.

Shaker door design

Wider frame (93mm)
With beaded inner edge
Without feature joints
Woodgrain painted finish

Shown with:

Hi-Line Base Units
Tall Larder Units (2115 High)
Traditional Cornice & Light Pelmet
Matching Plinth & Panelling
Chrome Knob Handle (TH1008)
Glazed Wall Units Reference [CB](#) see page 93

Shaker

in Painted Mussel Shaker &
Painted Sage Green Shaker
Solid Painted Shaker

A classic look has been created by using traditional features such as tongue and groove effect panelling and a feature canopy with a solid shaker painted door.

Shaker door design

Wider frame (93mm)
With feature joints
Woodgrain painted finish

Shown with:

Feature Canopy
Feature Island with Square Pilasters
Wall Units (900 High)
Traditional Cornice & Light Pelmet
Matching Plinth & Tongue and Groove Panelling
Cast Iron 'D' Handle Set (TH490, TH1012 & TH1013)





Shaker

in Painted Pebble Grey Shaker &
Solid Light Oak Shaker
Solid Painted Shaker

This is the perfect classic shaker design that allows anyone to personalise their kitchen and make it their own. These solid doors in a woodgrain finish are available in a wide range of stunning colours.

Shaker door design

Wider frame (93mm)
With feature joints
Woodgrain painted finish

Shown with:

Feature Island in Solid Light Oak with Open Display & Four Drawer Base Units
Tall Larder Units with Over Cupboards
Traditional Cornice & Light Pelmet
Matching Plinth

Painted Ivory Shaker

Solid Painted Shaker

Shown with Chrome Shell Handle (TH1009) & Chrome Bow Handle (TH2006)



Shaker

in Painted Pebble Grey Slim Shaker &
Painted Marine Slim Shaker
Solid Slim Painted Shaker

This slim framed shaker design in a solid woodgrain painted finish is combined with a mock in-frame profile to create a fresh take on the traditional, classic look.

Shaker door design

Slim frame (68mm)
Without feature joints
Woodgrain painted finish

Shown with:

Feature Island
Drawline Base Units with Wide Drawers
Breakfront Sink Unit
In-Frame look using universal moulding
Matching Plinth & In-Frame End Panels

Feature Glazed Dresser Unit

Hi-Line Base Units
Glazed Dresser Units
In-Frame look using universal moulding
Traditional Cornice
Matching Plinth & In-Frame End Panels

Chrome Knob & Shell Handle Set (TH1008, TH1009)





Shaker

in Painted Dust Grey Slim Shaker & Painted Porcelain Slim Shaker
Solid Slim Painted Shaker

An elegant traditional kitchen can be created by combining a variety of colours. With 7 painted finishes available, this solid woodgrain slim frame shaker will suit almost any home.

Shaker door design

Slim frame (68mm)
Without feature joints
Woodgrain painted finish

Shown with:

Three Drawer Base Unit with Wide Top Drawer
Tall Oven Housing & Larder Units (2115 High)
Wall Units (720 High)
Traditional Cornice & Light Pelmet
Matching Plinth & Tongue & Groove Panelling
Chrome 9mm Square Bar Handle (TH1128)




Low level media furniture in matching front finish.

Handleless

in Handleless Light Grey Matt
Matt Painted Handleless

This stunning handleless kitchen in a painted matt finish creates a sleek minimalist look.

Shown with:
Hi-Line Base Units
End Panel with External Corner Profile Post
Matching Plinth
Smoked Glazed Wall Units with Black Frame
Reference  see page 93





Handleless

in Handleless Light Grey Gloss &
Handleless Dust Grey Gloss
Gloss Painted Handleless

A minimalist look can be
created perfectly with
a handleless design,
available in matt or gloss.

Shown with:

Hi-Line Base Units
Tall Oven Housing & Larder Units (2115 High)
End Panels with External Corner Profile Post
Matching Plinth

Handleless Dust Grey Matt &
Handleless Light Grey Matt
Matt Painted Handleless





Handleless

in **Handleless Indigo Blue Matt**
Matt Painted Handleless

These painted matt doors with a discreet integrated pull-handle create a stunning look with clean lines that are fresh and contemporary in design and style.

Shown with:

Hi-Line Base Units
Three Drawer Base Units with wide top drawer
Wall Units (720 High)
Tall Oven Housing & Larder Units (2115 High)
Matching Plinth & Panelling





Handleless

in **Handleless Anthracite Gloss**
Gloss Painted Handleless

These painted gloss doors in a handleless design create a stunning contemporary look. Shown here in a striking Anthracite gloss finish.

Shown with:

Hi-Line Base Units
Tall Oven Housing & Larder Units (2115 High)
Vertical Bi-Fold Wall Units (720 High)
Matching Plinth

Handleless White Gloss
Gloss Painted Handleless



Co-ordinated Worktops

Our UrbanTop range of 20mm and 38mm attractive laminate worktops are an alternative to natural and solid surface worktops offering great value.

Decisions, decisions! Avoid the problem of having to choose a different worktop, end panel and backsplash etc. Co-ordinate a stylish look by choosing one finish and contrasting it with your chosen door.



1 Matching Cabinets

A selection of our woodgrain worktop finishes are available in cabinet colours allowing you to create a seamless co-ordinated look.




2 Butchers Block Edging

Butchers block adds the perfect finish to woodgrain worktops that creates an authentic impression of a solid piece of timber.



3 End Panels

These panels are used to create a 'goal post' effect by encasing the units to provide a truly contemporary kitchen.



4 Framing

End panels can be used to encase units, this creates a uniformed and contemporary style for any modern kitchen.



5 Upstands

A cost effective alternative to tiling. You can mix and match to create the perfect combination of colour and material in your kitchen.



6 Backsplash

A contemporary alternative to tiling, a feature wall can be designed to create a seamless look - which is easier to maintain with minimal hassle and up keep required.



7 Cut & Edged

Worktops and panels can be cut and edged to create breakfast bars and provide a practical element to a kitchen.




Lighting solutions for your kitchen

Getting the lighting right in your kitchen is critical, it's the room that attracts the most use both day and night, so creating the mood that you desire can be done with careful planning. Please consider the choice of lighting options shown on the right, to create sufficient lighting for task, mood and convenience.



1. Over Cabinet & Plinth

LED flexible strip lighting added to the top or around the plinth enhancing the ambience of the kitchen.




2. Under Cabinet Spot & Strip

Sufficient lighting is a must in task based areas where hobs, sinks and worktop surfaces are in use.




3. Drawer & In Cabinet

Lighting in cupboards and drawers adds the finishing touch to your kitchen.



4. Bluetooth Control

Bluetooth dimming and light temperature level control from your phone or tablet allowing many choices in lighting ambience.




5. Pop-up & Flip Over Point

This allows the user to plug in any appliance and charge any USB powered device within the convenience of the kitchen.



6. Colour Temperature

Most lighting is available in natural or warm white. In addition to these choices a range of tunable lights are available, allowing you to choose from cool to natural to warm white light to create your own lighting mood.




Midway storage solutions

Wall mountable midway storage elements that are neatly fitted to the wall or splashback. The basic element for this system is a wall hanging rail. The storage elements are easily attached to the rail and are simple to slot in and slide to wherever they are needed.



1. Universal Hanging Rail

This hanging rail is simple to fix to the wall anywhere in the kitchen to provide the extra space for your kitchen accessories.



2. Knife Block

A safe place to store kitchen knives which are accessible.



3. Hook Rail

Great for hanging kitchen utensils.



4. Kitchen Roll Holder

An accessible place to store and dispense kitchen roll.



5. Top Mounted Shelf

Ideal storage for commonly used ingredients and small items.




6. Multi-Purpose Shelf

Practical storage for cooking oil, ingredients and bottles.



7. Top Mounted Towel Rail

An easily accessible place to store your kitchen towel.



Foil Roll Holder

The perfect accessory for any kitchen, making it much easier to access the foil and film.



Dish/Herb Pot

A great kitchen accessory ideal for herbs and spices.

Clever storage



Everything in it's perfect place.

Everything within reach. **Easy to use and enjoy.**

Sometimes the simplest things are the most extraordinary.

Just as nature exhibits amazing efficiency among its elements, Kesseböhmer strives to achieve the perfect balance between form and function. And after 55 years, you can rest assured, they've figured it out. With clever storage that considers convenience for today's multi-use kitchens as much as it considers capacity. The elegance and functionality of the Cantilever Corner, Kesseböhmer turns ordinary cabinets into extraordinary kitchens. Truly innovative designs with non-slip surfaces, transparent storage and smooth handling that deliver a level of simplicity that is naturally easy to use and enjoy.

Tall Pull-Out Larder Unit

Although we can easily go out and fetch supplies practically whenever we like by popping to the nearest supermarket or even a petrol station (at night time or late on Sundays), every household still keeps a stock of foods. Pasta, sugar, flour, rice, salt, cocoa, jam, tinned food, sauces, ketchup ... are just a few examples.

Even this short list is enough to explain why it is that most people end up significantly underestimating the quantity and value of their own stored foods. One of the main reasons for this is that many kitchens do not have a specific, central place for stored foods. Instead, people nearly always store food in a wide range of cupboards. And that is anything other than ideal. You lose track of everything, you waste time searching for things and many foods are simply overlooked or forgotten. This leads to unnecessary duplicate purchases and is exactly the opposite of what you want. Now, at last, there is a solution with our tall Pull-Out Larder Unit!



150 Pull-Out

Good ideas fit in anywhere. Kesseböhmer creates much more than a tiny filler. When placed by the oven, the 150mm Pull-Out is the convenient solution for spices, baking trays or an indispensable towel. The high quality fitting lends even the smallest kitchen cabinets that special touch of elegance.

With Kesseböhmer - the worlds leading premium storage brand, our Kitchens include great design ideas not just on the outside but on the inside too.

Kesseböhmer storage solutions provide stylish, practical and functional solutions providing better organised and easier access to storage space. In addition to brilliant functionality, Kesseböhmer storage solutions stand for exclusive design and a high quality finish. Internal cabinet space is used more efficiently than conventional systems, helping you get the most out of your kitchen.



Cantilever Corner

Combines optimal space utilisation with a clear overview and ease of use. You can store a lot of pots and pans - and each one is always in easy reach.



Pull-Out Corner

Pull once gently and both the front pull-out and the rear one move forward into easy reach - all in one noiseless, flowing movement.



3/4 Carousel Corner



1/2 Carousel Corner

Quality Carousel Corner trays are offered in a contemporary silver grey finish with solid bases that provide for a stable non-slip storage solution. They are available in both 1/2 and 3/4 size revolving units.

The iMove

The intelligent pull-down system for wall units.

This pull down wall unit shelf system enables access to those difficult to reach areas. With an easy to operate pull down system which locks into an open position and then closes easily with one effortless movement. Transforming the classic wall unit in to an effective way of storing those everyday kitchen items.



Recycling Waste Bins

We have a selection of bins available to solve your recycling problems.

Our range of solutions makes recycling quicker and easier and what's more all of our bins are cleverly integrated within the kitchen!



Pull out waste bin units with recycling compartments available in 300, 400, 450, 500 & 600mm widths



Pull-Out Waste Bin



Swing Out Waste Bin


1 Select your door finish

Choosing your door style and finish is important. Colour match to your desired kitchen finish or choose a contrast to suit your personality.


PRICE GROUP 1 Matt MFC Slab




PRICE GROUP 1 Matt Foil Slab



PRICE GROUP 2 Matt Foil Plain Shaker



PRICE GROUP 2 Matt Foil Slim Shaker



GLAZED STYLES with the following symbols have a glazed door option.



PRICE GROUP 2 5 Piece Foil Woodgrain Shaker



PRICE GROUP 2 5 Piece Foil Bevelled Woodgrain Shaker



PRICE GROUP 2 5 Piece Foil Bevelled Smooth Shaker




PRICE GROUP 2 Painted Matt Slab



PRICE GROUP 2 Painted Gloss Slab



PRICE GROUP 2 Soft Matt Slab (Laminate Foil)



CONTINUE ON THE NEXT PAGE FOR MORE FINISHES

PRICE GROUP 3 Designer Matt MFC Slab



PRICE GROUP 4 Matt Painted Handleless



PRICE GROUP 4 Gloss Painted Handleless




PRICE GROUP 4 Painted Matt Shaker




PRICE GROUP 5 Beaded Shaker Solid Painted



PRICE GROUP 5 Solid Painted Shaker

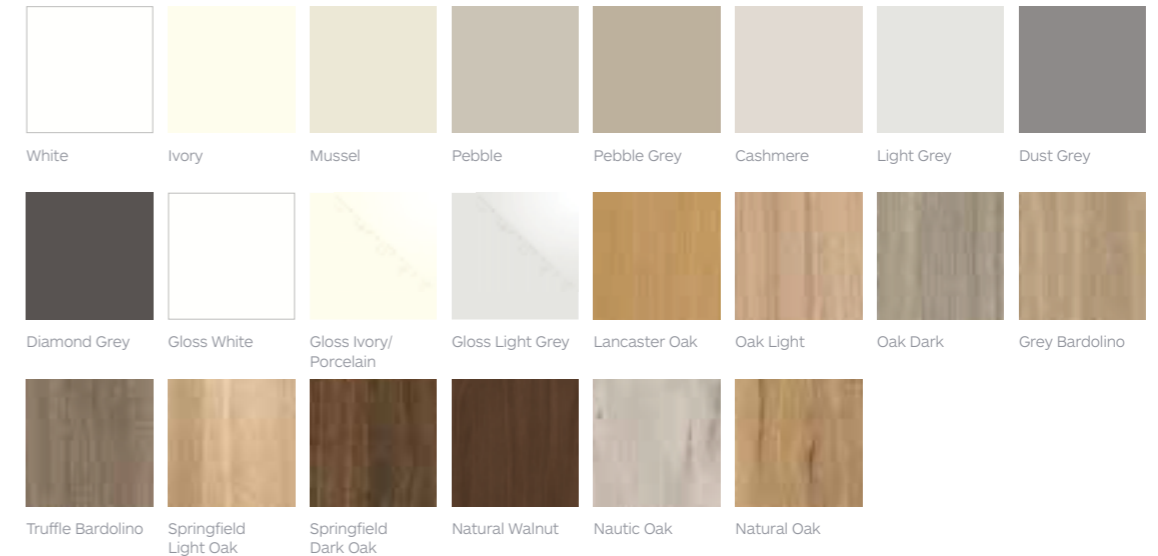


PRICE GROUP 5 Solid Slim Painted Shaker



2 Choose your cabinet finish

Choose from a selection of 22 cabinet finishes to co-ordinate with your chosen door finish or alternatively choose your own look by using a contrasting colour. They look as good on the inside as they do on the outside.



3 Choose your worktop finish




Contrasting Worktops

In addition a range of stone effect contrasting worktops and panels are available in a collection of exciting contemporary finishes.


Matching woodgrain finishes

Our woodgrain range have been carefully selected to match with the woodgrain cabinet finishes as shown above producing a blended and co-ordinated design.

20MM FINISHES




































38MM FINISHES



4 Choose your handle


Choose from our selection handles to complete your perfect kitchen.

| | | | | |
|--|---|--|--|---|
| <p>Brushed Brass Knob TH1141</p>  | <p>Brushed Steel Knob TH2003</p>  | <p>Antique Pewter Knob TH350</p>  | <p>Brushed Nickel Oval Knob TH2007</p>  | <p>Antique Oval Knob TH2008</p>  |
| <p>Antique Copper Knob TH1131</p>  | <p>Oak Knob TH570</p>  | <p>American Copper Knob TH1164</p>  | <p>Brushed Nickel Knob TH1165</p>  | |
| <p>Brushed Copper 9mm Square Bar Handle TH1063</p>  | <p>Black Steel 9mm Square Bar Handle TH1125</p>  | <p>Grey 9mm Square Bar Handle TH1126</p>  | <p>Brushed Steel 9mm Square Bar Handle TH1127</p>  | |
| <p>Chrome 9mm Square Bar Handle TH1128</p>  | <p>Antique Brass 9mm Square Bar Handle TH1129</p>  | <p>Stainless Steel Taper Bridge Handle TH302</p>  | <p>Modern Chrome 'D' Handle TH112</p>  | |
| <p>Brushed Steel Bow Bridge Handle TH358</p>  | <p>Brushed Steel Case Bridge Handle TH137</p>  | <p>Chrome Bow Handle TH2006</p>  | <p>Aluminium Bow Handle TH359</p>  | |
| <p>Satin Nickel Bow Handle TH2005</p>  | <p>Antique Copper 'D' Handle TH1132</p>  | <p>Modern Chrome 'D' Trim Handle TH305</p>  | | |
| <p>Cast Iron 'D' Handle Set TH490</p>  | <p>Chrome Knob & Shell Handle Set TH1008</p>  | <p>Copper Knob & Shell Handle Set TH1149</p>  | <p>Antique Bronze Knob & Shell Handle Set TH1041</p>  | |
| <p>TH1012</p>  | <p>TH1009</p>  | <p>TH1148</p>  | <p>TH1040</p>  | |
| <p>TH1013</p>  | | | | |

| | | | |
|--|--|--|---|
| <p>Brushed Steel Block Bar Handle Set TH351 TH354</p>  | <p>Antique Pewter Handle Set TH139 TH138</p>  | <p>Stainless Steel 'D' Scalloped Handle Set TH303 TH304</p>  | <p>Satin Nickel Bow Handle Set TH307 TH308</p>  |
| <p>Brushed Steel Bridge Handle Set TH352 TH301</p>  | <p>Black Bow Handle Set TH1099 TH1100</p>  | <p>Graphite Angular 'D' Handle Set TH1157 TH1158</p>  | |
| <p>Brushed Aluminium Wrap Over Handle Set TH326 TH237 TH238</p>  | <p>Chrome Wrap Over Handle Set TH329 TH330 TH331</p>  | <p>Graphite Wrap Over Handle Set TH1065 TH1066 TH1067</p>  | <p>Bronze Wrap Over Handle Set TH1094 TH1095 TH1096</p>  |
| <p>Copper Wrap Over Handle Set TH1091 TH1092 TH1093</p>  | <p>Black Wrap Over Handle Set TH1078 TH1079 TH1080</p>  | <p>Chrome Slimline Handle Set TH201 TH208 TH289</p>  | <p>Brushed Steel Slimline Handle Set TH1001 TH1002 TH1003</p>  |

Stainless Steel Boss Bar Handle

(Set of 5 sizes available)



| Drawer Handles | | | Door Handles |
|--|--|--|---|
| <p>TH345 (188mm)</p>  | <p>TH347 (284mm)</p>  | <p>TH349 (476mm)</p>  | <p>TH345 (188mm) Recommended Door handle size</p>  |
| <p>TH346 (220mm)</p>  | <p>TH348 (348mm)</p>  | | |

Essential Planning Information

Planning Your Space

The kitchen is the heart of every home, now used for so much more than just cooking. When you are ready to begin planning look carefully at the available space. What shape is the room and how can you get the most out of it, taking into account all the requirements of your busy lifestyle.

Layout Considerations

Consider how you use your kitchen and what you like about it. Think about what you would change from increasing storage space to ensuring you have enough preparation area. Make a list of the things you'd like to keep and what you'd like to change. This will be useful when planning your space.

Working Zones

Most kitchens work best divided into work zones covering storage (fridge/freezer/larder), washing (sink/dishwasher) and cooking (oven/hob).

The relationship between these three zones are often referred to as 'the working triangle' and if positioned correctly will ensure a practical and efficient layout making the kitchen a joy to use.

Straight



'L' Shape



Galley



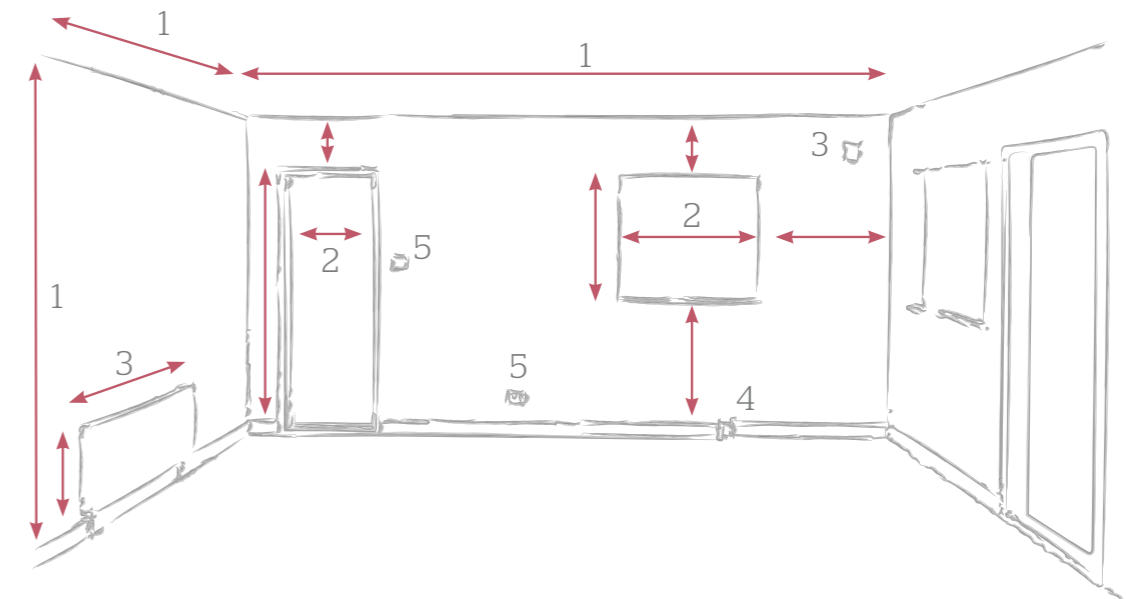
'U' Shape



Measuring your space

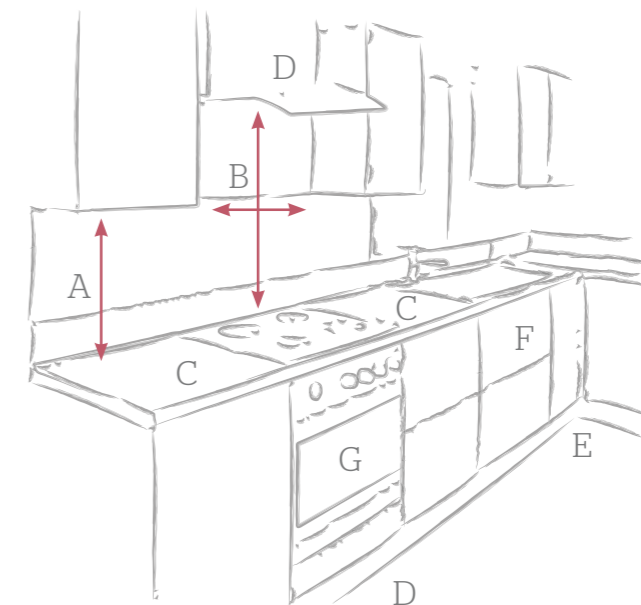
Successful kitchen planning starts with accurate and precise measurements. Careful preparation at this stage will ensure a smooth process leading to a kitchen that will fit perfectly.

1. Start by measuring the overall length of all walls and the height from floor to ceiling and record these in millimetres on your plan.
2. Measure each window and door by detailing the floor to sill, the height and width and the distance from the ceiling and room corners remembering to include the frame.
3. Check for obstructions such as radiators, meters, extractors or ventilation grilles and detail these on the plan.
4. Note the position of any stop taps, water and gas pipes and outside drain that the waste pipe runs into.
5. Finally mark any existing power points and light switches on your plan.



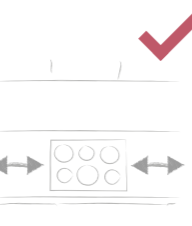
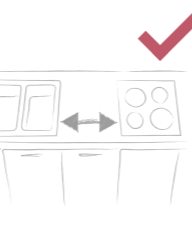




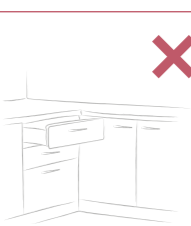





Further tips

- A. Splashback height
- B. Hob clearances
- C. Preparation spaces
- D. Oven ventilation
- E. Corner planning
- F. Drawer options
- G. Appliances



Design points to consider

| | | | |
|---|--|--|---|
|  <p>Allow sufficient space to pass comfortably between units remembering to allow for doors and drawers to open fully.</p> |  <p>Small fillers should be planned between all walls and units allowing for uneven walls and clearance for door opening.</p> |  <p>Think about providing space to place hot pans onto a pan stand close to the hob.</p> |  <p>Plan sufficient worktop space for preparation especially in the hob and sink area.</p> |
|  <p>Place on an outside wall if possible and ensure manufacturers recommended extractor / hob clearances are maintained.</p> |  <p>Consider the appliances you have and any additional ones you would like to include.</p> |  <p>Think about drawer and pan drawer storage requirements and their location for ease of access.</p> |  <p>Dishwashers should be as close to the sink as possible for ease of use and plumbing.</p> |
|  <p>If possible avoid placing drawer units in corner situations.</p> |  <p>It is not recommended to plan ovens adjacent to walls.</p> |  <p>It is not recommended to plan sinks adjacent to walls.</p> |  <p>It is not recommended to plan ovens in corner situations.</p> |

Finishing touches

Once you are happy with the overall layout consider including some additional design features such as glazed wall units or lighting to complete your kitchen.

Collect ideas for colour schemes from magazines and the internet. Make a lifestyle board to compare colours and finishes for walls, flooring and fabrics. This will help with your design.

Cabinet features

- 1 Traditional Glue and dowel construction supplied fully assembled.
- 2 Rigid 19mm MFC Cabinets in 22 colour options with 8mm matching backs.
- 3 Handed cabinet units without unsightly drillings.
- 4 Solid top shelf on base units, sink & hob units supplied with rail for access.
- 5 Robust Thermoplast ABS edging to all exposed edges.
- 6 All cabinets have built in soft closing systems fitted to doors, drawers and mechanisms.
- 7 500 deep grey steel drawers complete with steel backs, supplied with soft closing and full extension runners. Pan drawers are fitted with 201mm high backs and square gallery side rails.
- 8 30Kg standard steel drawer capacity. 50Kg on 800/900/1000 widths.
- 9 Quality internal wirework fittings in a silver grey finish with soft close mechanisms.
- 10 All metal 110° 3 way fully adjustable clip on hinges for easy adjustment and removal if required.
- 11 Fully adjustable concealed wall cabinet hanging brackets provide a secure and neat finish.
- 12 Adjustable middle shelves edged all round with Stainless steel shelf support pegs.



- 13 Fitted integrated door buffers on all door and drawer fronts.
- 14 150mm adjustable legs with 5th leg on double cabinets.
- 15 Base & Tall cabinet service void gap of 47mm, Wall cabinet void of 17mm.

Optional Features

- Wooden oak dovetail drawer box and pan drawer options.
- Aluminium sink drip trays.
- Extensive choice of handle styles & finishes.
- Additional middle shelf for HI-line base units.
- Non-slip drawer insert mats.
- Plinth sealing strip floor profile.

All cabinets are made to order & hand built in the UK.



Profile



Slab



Shaker



Handleless

